



High Power CW 532 nm DPSS Lasers Sprout-Solo Series



Features

- Single longitudinal mode (single frequency) output
- Compact laser head with Seal™ enclosure for long lifetime
- LockT™ optics mounting for permanent laser alignment
- Long lifetime pump diode pack fiber-coupled to laser head
- Ultra low noise option <0.02% rms with Noise Elimination Technology
- Excellent long-term power stability <0.5% rms over 24 hours
- Closed-loop, purpose-built TEC chiller integrated in power supply
- 5, 6, 8, and 10 W versions

Applications

- Holography
- Interferometry
- Raman spectroscopy
- Atom trapping, optical lattices
- Pumping Ti:Sapphire & dye lasers

Patent Pending

Sprout™ is a compact, diode-pumped solid-state (DPSS) laser providing high-power, continuous-wave (CW) power at 532nm in a near- perfect TEM₀₀ mode with extremely low optical noise and excellent long-term stability. Sprout™ is truly a next-generation laser designed and manufactured using many years of experience to provide a sealed, turn-key source of collimated green light with high spectral purity.

A number of key technologies enable Sprout™ to guarantee this performance. Seal™ technology keeps all dirt, dust and moisture out of the laser head to provide years of uninterrupted usage without need for cleaning or maintenance. LockT™ technology locks all laser head optics permanently in perfect alignment. Finally, for those applications requiring near-zero optical noise, Noise Elimination Technology (NET™) is the solution.

The laser head is a monolithic 3-dimensional design for ruggedness and compactness to minimize the space consumed in your lab or instrument. The fiber-coupled pump diode package, contained in the power supply, has a typical mean time to failure (MTTF) of more than 50,000 hours to minimize cost-of-ownership. The power supply also contains an integrated thermo-electrically-cooled (TEC) chiller. The chiller is designed specifically for this application to provide increased reliability and reduced overall system footprint. Additional features include automatic laser power stabilization and USB, RS-232 and ethernet interfaces for external monitoring, control and remote service.

Sprout™ is a state-of-the-art laser designed for today's applications. It combines superb performance and tremendous value for today's market.






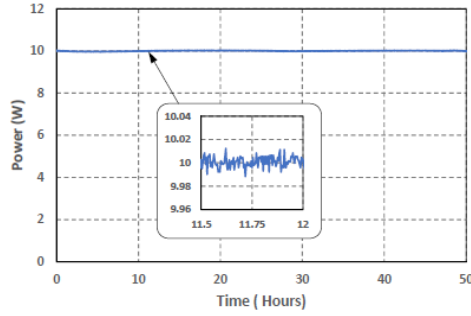
Laser Output Characteristics ^{1,10}	Solo-5W	Solo-6W	Solo-8W	Solo-10W
Average Output Power	> 5 W	> 6 W	> 8 W	> 10 W
Wavelength	532 nm			
Linewidth ²	< 5 MHz			
Spectral Purity ³	> 99.9 %			
Spatial Mode	TEM ₀₀			
Beam Quality (M ²)	1.0 - 1.1			
Beam Ellipticity	< 1.0 : 1.1			
Beam Diameter ⁴	2.3 mm ± 10%			
Beam Divergence ⁵	< 0.5 mrad			
Pointing Stability ⁶	< 2 μrad/°C			
Power Stability ⁷	< ± 0.25 % rms			
Noise ⁸	Standard version: < 0.1 % rms Low noise (NET) version: < 0.02 % rms			
Polarization	> 100:1 vertical Horizontal polarization option available			
PZT Input Voltage ⁹	0 to +100 V/channel			
PZT Tuning Range ⁹	> 8.2 GHz			
PZT Bandwidth ⁹	DC to 20 kHz			
Power Requirements				
Operating Voltage, Frequency	100 to 240 VAC, 50 Hz / 60 Hz			
Power Consumption	600 W max, 350 W typical			
Cooling Requirements				
Laser Head	Closed-loop chiller in Power Supply - Cooler			
Power Supply (in Power Supply - Cooler)	Air-cooled			
Environmental Specifications				
Operating Temperature	64 to 90°F (18 to 32°C)			
Relative Humidity	8 to 85%, non-condensing			
Laser Head - Physical				
Dimensions (Height x Width x Length)	2.7 x 5.3 x 12.6 inches (69 x 135 x 320 mm)			
Weight	approx. 16 lbs (7.3 kg)			
Cable Length	10 ft (3 m)			
Power Supply-Cooler - Physical				
Dimensions (Height x Width x Depth)	13.6 x 12.7 x 18.9 inches (345 x 323 x 480 mm)			
Weight	approx. 55 lbs (25 kg)			

Notes:

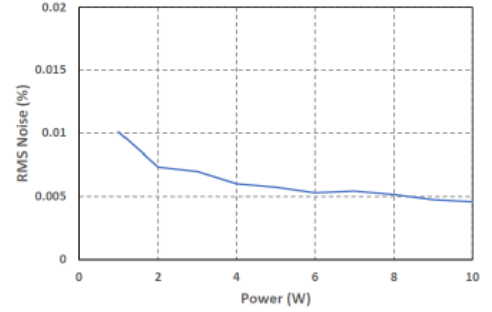
1. All performance specifications are guaranteed at maximum specified power
2. Measured over 50 msec with a thermally-stabilized reference etalon
3. Output power at 532 nm compared to output power at 1064 nm
4. 1/e², measured at the output port of the laser head
5. Full angle (1/e²), measured at the output port of the laser head
6. Measured at far-field x and y positions after a 30 minute warm-up and over a 20°C to 30°C temperature range
7. Measured over a 24 hour period after a 15 minute warm-up
8. Measured from 10 Hz to 10 MHz
9. PZT optional
10. Lighthouse Photonics is continually improving the performance of its products. Specifications subject to change without notice.



Typical Far-field beam profile




Power stability <0.2% rms over >24 hours

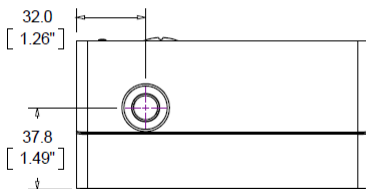


Optical noise <0.02% rms for NET™ version

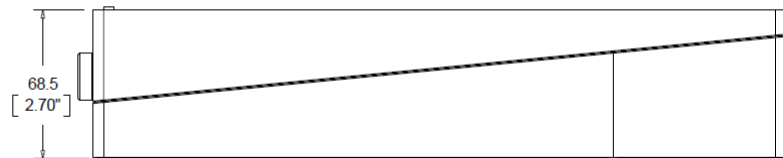
Laser Head Dimensions



top view



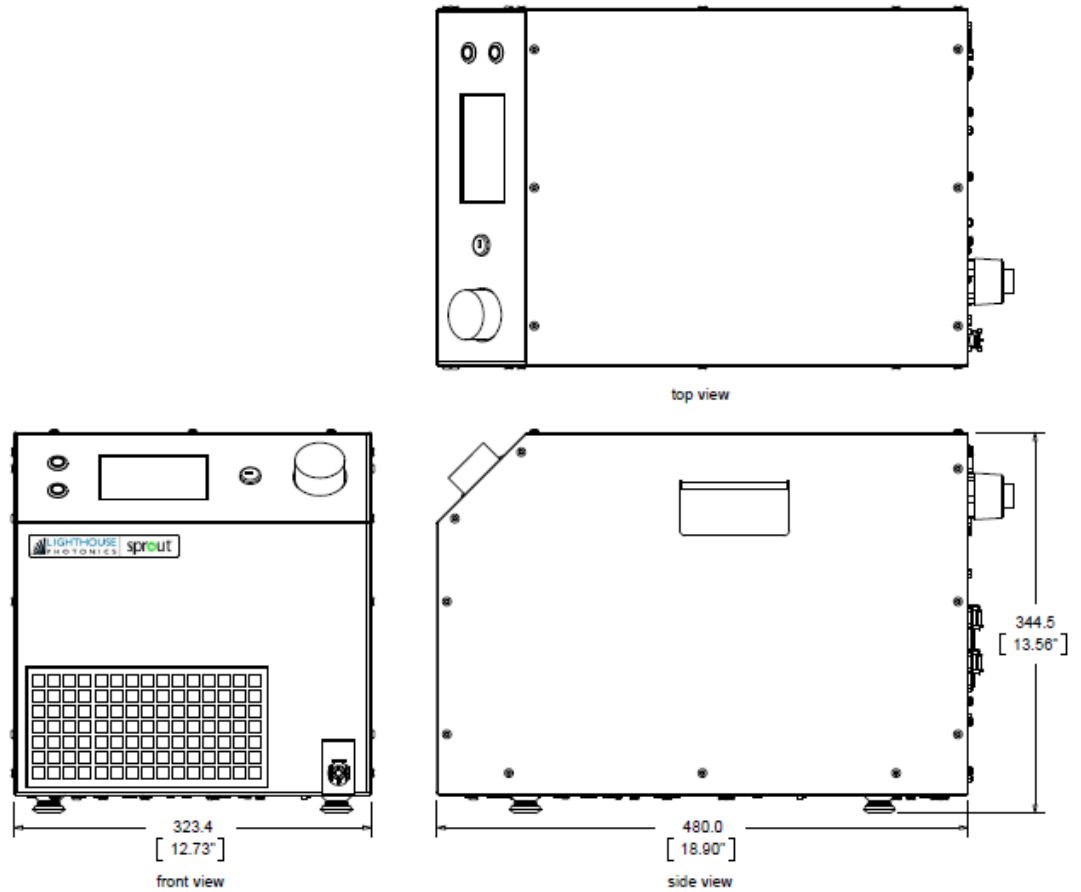
front view



side view



Power Supply - Cooler Dimensions



For more information go to: www.lighthousephotonics.com

Lighthouse Photonics Inc.
2151 O'Toole Avenue, Suite 50
San Jose, CA 95131 USA
phone: 408-708-7967
efax: 408-773-6240
e-mail: info@lighthousephotonics.com



Copyright © 2018 Lighthouse Photonics Inc. All rights reserved.
This product is patent pending.
Sprout, Seal, LockT and NET are trademarks of Lighthouse Photonics Inc.

No. 2018-01-01